



To cancel an alarm:

Press the CANCEL key.






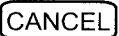





Enter your code.



Do not call Brink's.

If it is too late to cancel the alarm, wait for Brink's to call. Do not use the telephone, except to call 911.

For more information about the system's operation, refer to your User's Manual or call Customer Care at 1-800-445-0872. Customer Care is ready to help you 24 hours a day, seven days a week.

To	Press	Result
Turn the system on	 (READY must be displayed)	All devices on
Turn the system off	 Code	All devices (except the smoke detector) off
Silence an alarm	 Code	Siren turns off
Cancel an alarm	 CANCEL +  Code	Keypad beeps for one second; the message window reads ALARM CANCELED. Brink's will not call.
Turn off motion detector	 ON +  MOTION OFF	The motion detectors are turned off, but the doors and windows are on.
Send a test signal	  Press OPTIONS repeatedly until window reads TEST. Enter code	When the test signal is successfully received at Brink's, the siren and keypad sound briefly.

Copyright 2001, IntelliSense

Brink's Home Security is a registered trademark of the Brink's Network, Inc. All other trademarks are the property of their respective owners.



5-050-145-00 Rev. A